




- Trojan Batteries
- Curtis Controller
- Eagle Charger



**Electro Transit Buddy 12 Passenger
Hard Door Shuttle - Short**

Technical Specifications

| | |
|----------------------|--|
| Product Code | ETB-12PHD-Short |
| Max Passengers |  x 12 |
| Max Weight Capacity | 2,500 LBS |
| Gross Vehicle Weight | 4,255 LBS |
| Speed | Up to 25 MPH |
| Range | Up to 50 Miles (Full Capacity) |
| Climb | 20% Grade (Full Capacity) |
| Turning Radius | 15 Feet |

Steering and Suspension

| | |
|-----------------|--------------------------|
| Steering System | Rack and Pinion Steering |
|-----------------|--------------------------|



Structure

| | |
|------|---------------------------------------|
| Body | Steel Framework + Fiberglass |
| Roof | Fiberglass (Painted to Match Vehicle) |

Warranty

3 Year Limited Standard Warranty

Power Components

| | |
|----------------------|---|
| Batteries |  x 12 Trojan T105 Plus |
| Charger |  x 1 Eagle On Board |
| Charger Requirements | 110V 20 Amp Outlet |
| Motor | 5 KW (6.7 Horsepower) |
| Controller | Curtis Controller - USA |

Dimensions

| | |
|------------------|---|
| Length | 13.9 Feet |
| Width | 4.88 Feet |
| Height | 6.72 Feet |
| Ground Clearance | 7.0 Inches |
| Wheel Base | (Front to Back) 80 Inches (Side to Side) 49 Inches |

Standard Features

| | |
|-------------------------------|------------------------------|
| DOT AS-1 Certified Windshield | Locking Hard Doors |
| Automatic Windshield Wiper | High Back Bench Seating |
| Stereo with Surround sound | Large Window Inserts |
| Internal PA system | Sliding Windows |
| Light Package | Reverse Seat Added |
| Horn | Rear Door Added for Back Row |
| Deluxe Digital Dashboard | Aluminum Rims |
| Speedometer | |

CLICK HERE
For More Available Options On Our Website!



Feature Highlights

(Click the image for more details)



Shuttle Cover

Keep the vehicle protected when not in use with one of our covers.



Soft Vinyl Enclosure

The soft vinyl enclosure is perfect for different types of weather.



Battery Watering System

The battery watering system makes maintaining the batteries so much easier!



Sign Package

Take advertising to the next level. Promote businesses while driving and earn revenue!



Running Boards

Make it easier for passengers to get in and out by dropping the step into the vehicle.



Air Blower

Keep your passengers comfortable and cool with the stationary air blower!

Shipping

One of the most important services we offer here at Moto Electric Vehicles And More is "door to door" shipping of your vehicle purchase.

Our organization has many years of successful experiences in securing first class transportation solutions at affordable rates. We pride ourselves in having your new vehicle arrive at your facility in Show Room Condition. This service in which few in our industry provide themselves, adds to the quality experiences achieved in shipping your vehicle with Moto Electric Vehicles And More.

